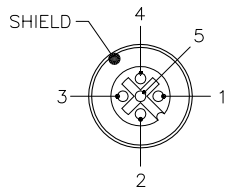


FEMALE END VIEW

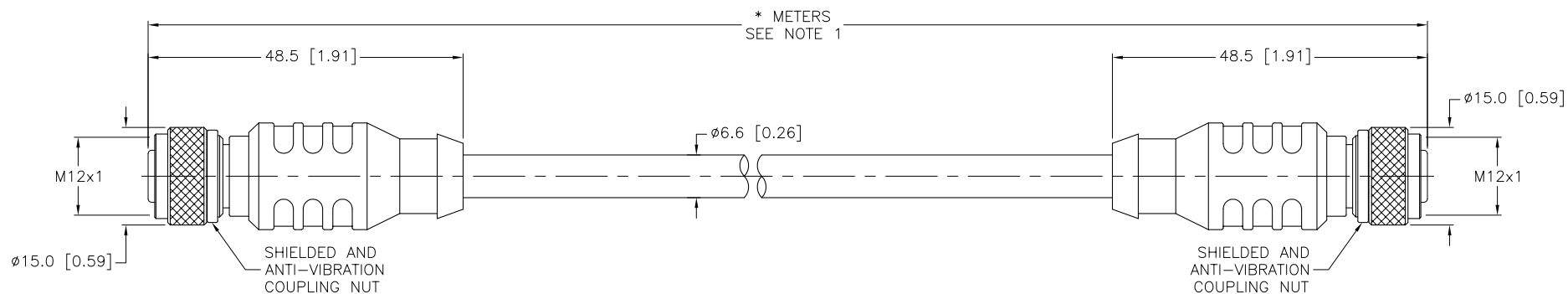


1 = BROWN
2 = WHITE
3 = BLUE
4 = BLACK
5 = GRAY



SPECIFICATIONS

CONTACT CARRIER MATERIAL	NYLON or TPU
MOLDED HEAD MATERIAL/COLOR	TPU/YELLOW
CONTACT MATERIAL/PLATING	BRASS/GOLD
COUPLING NUT MATERIAL/PLATING	BRASS/NICKEL
RATED CURRENT [A]	4.0 A
RATED VOLTAGE [V]	250 V
OUTER CABLE JACKET MATERIAL/COLOR	PVC/GRAY
CONDUCTOR INSULATION MATERIAL	PVC
NUMBER OF CONDUCTORS [AWG]	5x22 AWG
DRAIN/SHIELD	24 AWG DRAIN/ALUMINUM FOIL AND BRAIDED SHIELD
TEMPERATURE RANGE	-40°C to +105°C (-40°F to +221°F)
PROTECTION CLASS	MEETS IEC IP67

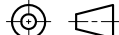


CABLE LENGTH	TOLERANCE
ALL LENGTHS	+ 4% (OR 50mm) OF LENGTH - 0% (OR 0mm) OF LENGTH WHICHEVER IS GREATER
STRIP LENGTH	TOLERANCE
0-7mm	±0.5mm
8-29mm	±1.0mm
30-49mm	±2.0mm
50-69mm	±3.0mm
70-100mm	±4.0mm
OVER 100mm	±5.0mm

NOTES:

1. "*" INDICATES CABLE LENGTH IN METERS. CONTACT TURCK TO ORDER SPECIFIC LENGTHS.

SOURCE DRAWING - FOR REFERENCE ONLY

RELATED DOCUMENTS 1. 2. 3. 4.	3RD ANGLE PROJECTION	<div>THIS DRAWING IS PROPERTY OF TURCK INC. USE OF THIS DOCUMENT WITHOUT WRITTEN PERMISSION IS PROHIBITED.</div>		<div><div>TURCK inc</div><div>High Technology Sensors and Automation Controls</div></div> <div>3000 CAMPUS DRIVE MINNEAPOLIS, MN 55441 1-800-544-7769 (763) 553-7300 (763) 553-0708 fax turck.com</div>				
								
	MATERIAL	DRFT	RWC			DATE	06/06/07	DESCRIPTION RKS 4.5T-*--RKS 4.5T
	SEE SPECIFICATIONS	DSGN				SCALE	1=1.0	
UNIT OF MEASUREMENT MILLIMETER [INCH]								
FINISH	ALL DIMENSIONS DISPLAYED ON THIS DRAWING ARE FOR REFERENCE ONLY	CONTACT TURCK FOR MORE INFORMATION		IDENTIFICATION NO.		REV		
SEE SPECIFICATIONS						C		
				DO NOT SCALE THIS DRAWING				
		FILE: 777003307				SHEET 1 OF 1		

C	UPDATE CABLE	CK	06/16/11	35087
REV	DESCRIPTION	BY	DATE	ECO NO.